


DOG PULLER

Puller Running:

DOG PULER field map

Discipline: Puller Running



- The performance time – is 90 seconds. The number of throws is not limited. Two Puller rings are used.
- A competing couple a dog and handler begin their performance in the central zone - the start zone. The countdown occurs after the owner strikes the puller twice with a puller (double clap by pullers).
- The performance consists of alternately throwing pullers in different directions, so that a dog catches the rolling ring in the catch zone and brings it to the start zone. Puller rings throws by handler one by one, each time in opposite directions.
- The puller is considered a rolling until the ring is fully laid on the field on one of its sides (force majeure — a puller ring stuck somewhere without movement — is regarded as a fallen puller). If a non-moving puller, lying on one of its sides, or stuck somewhere without movement, was set in motion by a dog or any other extraneous impact, then such a puller is not considered to be caught in motion.
- After throwing a puller, the handler's exit from the start zone is allowed and does not mean a loss of a point.
- A throw made by the handler strictly from the start zone is considered effective.
- In the start zone, the dog can leave the puller on the ground or give it directly to the handler.
- The performance ends after 90 seconds. If before the announcement of the end of time the handler managed to throw a puller, then even after the final whistle or the announcement of the end of the performance time, the score will be counted if the dog successfully catches the ring and returns to the start zone.


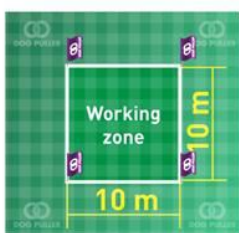
The scoring of points in the discipline Puller Running:

- When catching a moving puller by a dog behind the mark of 10-meter run-up zone and returning the ring to the start zone - 1 point.
- If the dog picked up a non-moving puller (except for the puppy category) - 0 point.
- If the puller caught in the 10-meter run-up zone - 0 point.
- If the puller is dropped by a dog outside the start zone - 0 point. (except for the puppy category).
- If a handler step on to any of the lines of the start zone when throwing a puller - 0 point.
- If the same puller ring was thrown twice in a row, then if the dog successfully caught and returned the puller to the start zone, points will be awarded according to the rules. At the third and more throws of the same puller ring in a row, points are not awarded.
- If the puller ring was thrown twice in a row to the same direction, then if the dog successfully caught and returned the puller to the start zone, points will be awarded according to the rules. At the third and more throws of the puller in the same direction, points are not awarded.

Puller Jumping

DOG PULER field map

Discipline: Puller Jumping



- The work zone for this discipline - is a 10x10 meter area.
- The performance time - is 90 seconds.
- During the performance, two Puller rings are used.
- A competing couple a dog and handler begin their performance in the 10x10 meter area. The countdown occurs after the owner strikes the puller twice with a puller (double clap by pullers).
- The performance consists in the successive capture by the dog of one of the pullers with the separation of two or all four paws from the ground. During the capture of the puller, the puller should be in the handler's hand. After capture the

ring with the mouth of the dog, the puller can be released from the handler's hand.

- During the performance, the dog should show clear changes of left / right position when changing the puller rings.
- Within the 10x10 meter performance area, the handler and dog are not restricted in movement.
- The handler can stand kneeling, but in such a way that no part of his body is used by the dog as a barrier/obstacle.
- In the case of an athlete using any part of the body as a barrier for a dog, the judges have the right to impose restrictions on the couple acting in a similar way: be it a division of the overall result by 2, not score such jumps, etc. Information on judge's measures is announced to all participants before beginning of the discipline.

The scoring system in the discipline Puller Jumping

- The dog must make the maximum number of jumps with a puller capture.
- The counting of jumps is the same for all categories.
- Jump with the capture and separation from the ground of two paws - 1 point.
- Jump with the capture and separation from the ground of four paws - 2 points.
- Jump without capture - 0 point.
- Jump without a clear capture - 0 point.
- Capture without jump (separation of at least two paws from the ground) - 0 point.
- If a handler step on to any of the lines of the performance zone 10x10 meter - 0 point.
- If a dog catch the same puller ring twice in a row, the points are calculated according to the rules. If a dog catch the same puller ring a third or more times in a row, then points are not awarded.
- If the dog did not catch the puller ring and it was offered to it again once or repeatedly until the moment ring was catch, then the result of the puller ring catch is counted according to the rules.
- Unobvious, weak capture of a puller by a dog with not a full mouth - 0 point. Each dog, taking into account its breed, age or individual characteristics, can have a different density, strength and style of capture of the puller. Examples of puller capture that are considered successful:



Separation by category:

The dogs are divided into categories according to age and height.

- Puppies category - the dogs aged 3 to 12 months.
- Mini category - the dogs up to 40 cm at the withers.
- Maxi category - the dogs from 40 cm at the withers (40.01 cm and above).
- Drive category - high-speed dogs of such breeds as Border Collie, Kelpie, Malinois, Herders and specially bred sports mixes.
- Terriers category - Terriers, such as: Jack and Parson Russell Terriers, Fox Terrier, Welsh Terrier, Border Terrier, etc. (announced from 5 dogs).
- Heavyweight category - Moloss and other dogs, which, due to their breed and physical characteristics, cannot develop greater speed and cannot show competitiveness agility with other categories (announced from 5 dogs).
- Veterans category - the dogs aged 8 years + 1 day of all sizes (announced from 5 dogs).
- Dogs of some breeds can be identified by a judge in either the “Maxi” category or the “Heavyweight” category, depending on the size of the dog.

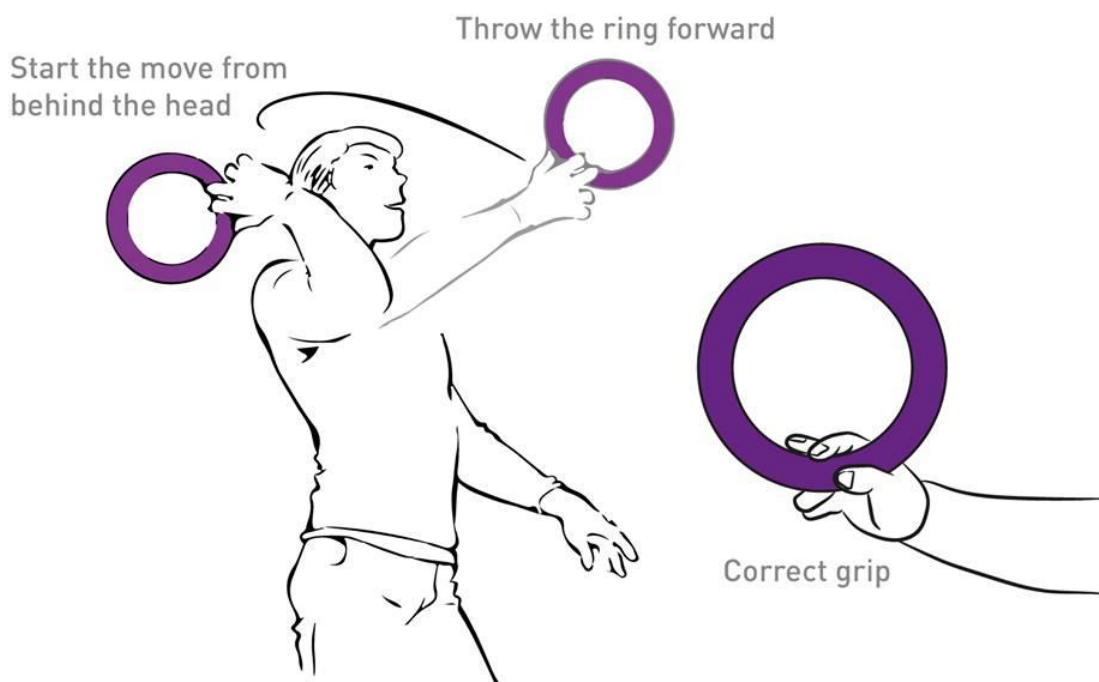
Determination of the winner with the same points among the participants

- For couples with the same number of points there is a restart (rerun or rejumping), depending on the discipline in which there are participants with the same number of points.
- Restart is carried out separately for each category and discipline, if necessary.
- Restart is carried out only to determine the prize (1st, 2nd and 3rd) places.

- Restart of Puller Running: in the least amount of time to make three throws with catch and return. Double clap by pullers - is a start of countdown. From this point on, the couple must make three throws of the puller rings according to the rules of the Puller Running in the shortest possible time. Time stops when the dog with at least one paw enters the start zone, returning the puller after the 3rd throw.
- In the Restart of Puller Running, wins the couple with greater results. With the same results - the couple with the least time.
- Restart of Puller Jumping: in the least amount of time, make 10 jumps with a puller capture. Double clap by pullers - is a start of countdown. From this point on, the dog must complete 10 jumps with a puller capture. Time stops on the landing of the dog after the 10th jump.
- In the Restart of Puller Jumping wins the couple with a greater number of points. With the same number of points, wins the couple with the least time.

Safety Technique

- Throw a puller from the top, from behind the ear. It is desirable to hold with three fingers.



- When jumping, direct the dog to jump behind the puller horizontally, not vertically, as "candles". Landing after vertical jumps can negatively affect the joints of your dog. The judges have the right to stop the performance of the athlete, if the manner of jumping will be considered dangerous for the dog.
- After capture a puller by a dog, it is not recommended to turn the dog in the air too abruptly, putting a jerky load on the cervical region. Such a technique can be considered by the judge as unsafe for the dog and measures can be taken at the discretion of the judge.
- The puller shape protects the hand from accidental bites, but at the same time the puller must be held correctly, wrist is pointing down, and the elbow is pointing

up. This position of the hand, when performing jumping exercises, is right and safe for a dog handler. Handler's wrist always looks at the dog direction.

